



HIVE



HIVE

Q1 FY2022 RESULTS WEBCAST



# DISCLOSURE

In this presentation, “HIVE” or the “Company” refers to HIVE Blockchain Technologies Ltd (TSXV HIVE).

## Currency

All amounts are in US dollars, unless otherwise indicated.

## Forward Looking Information

Except for the statements of historical fact, this presentation contains “forward-looking information” within the meaning of the applicable Canadian securities legislation that is based on expectations, estimates and assumptions as at the date of this presentation. “Forward-looking information” in this presentation includes information about potential cost reduction and expansion capacity; anticipated increase in blockchain spending; the effects of COVID-19; the use of DeFi applications and effect on the Company’s profitability; proof of stake (Ethereum 2.0) vs. proof of work (GPU Chips) the potential for the Company’s long term growth; the business goals and objectives of the Company, and other forward-looking information concerning the intentions, plans and future actions of the parties to the transactions described herein and the terms thereon.

Factors that could cause actual results to differ materially from those described in such forward-looking information include, but are not limited to, the efficiencies obtained through recent restructurings may not lead to operational advantages, cost reductions or profitability; partnerships with any of the third parties for which the Company relies for its operations; the digital currency market; the Company’s ability to successfully mine digital currency; the Company may not be able to profitably liquidate its current digital currency inventory, or at all; a decline in digital currency prices or other market factors may have a significant negative impact on the Company’s operations; the volatility of digital currency prices; and other related risks as more fully set out in the Company’s continuous disclosure filings at [www.sedar.com](http://www.sedar.com).

This presentation also contains “financial outlook” in the form of gross mining margins, which

is intended to provide additional information only and may not be an appropriate or accurate prediction of future performance, and should not be used as such. The gross mining margins disclosed in this presentation are based on the assumptions disclosed in this presentation and the Company’s continuous disclosure filings at [www.sedar.com](http://www.sedar.com), which assumptions are based upon management’s best estimates but are inherently speculative and there is no guarantee that such assumptions and estimates will prove to be correct.

In connection with the forward-looking information contained in this presentation, the Company has made assumptions about the Company’s ability to realize operational efficiencies going forward into profitability; profitable use of the Company’s assets going forward; the Company’s ability to profitably liquidate its digital currency inventory as required; the Company’s ongoing partnerships with third parties; historical prices of digital currencies and the ability of the Company to mine digital currencies consistent with historical prices; and there will be no regulation or law that will prevent the Company from operating its business. The Company has also assumed that no significant events occur outside of the Company’s normal course of business. Although the Company believes that the assumptions inherent in the forward-looking information are reasonable, forward-looking information is not a guarantee of future performance and accordingly undue reliance should not be put on such information due to the inherent uncertainty therein.

## Non-IFRS Measures

The Company has presented certain non-IFRS measures in this document. The Company believes that these measures, while not a substitute for measures of performance prepared in accordance with IFRS, provide investors an improved ability to evaluate the underlying performance of the Company. These measures do not have any standardized meaning prescribed under IFRS, and therefore may not be comparable to other issuers. Reconciliations to nearest IFRS measures are included in the Company’s continuous disclosure filings at [www.sedar.com](http://www.sedar.com).





# THE DNA OF VOLATILITY

STANDARD DEVIATION FOR ONE YEAR, AS OF JUNE 30, 2021

	One Day	Ten Day
<b>Gold Bullion</b>	±1%	±3%
<b>S&amp;P 500</b>	±1%	±3%
<b>Gold Stocks</b>	±2%	±7%
<b>Bitcoin</b>	±4%	±14%
<b>Tesla</b>	±5%	±16%
<b>MicroStrategy</b>	±5%	±16%
<b>Ethereum</b>	±6%	±19%
<b>HIVE Blockchain Technologies LTD.</b>	±8%	±33%

Past performance is no guarantee of future results. Standard deviation is a measure of the dispersion of a set of data from its mean. The more spread apart the data, the higher the deviation. Standard deviation is also known as historical volatility.

Life is about managing expectations.  
**-Warren Buffett**





# TODAY'S PRESENTERS



**Frank Holmes**  
Executive Chairman



**Darcy Daubaras, CPA, CA**  
Chief Financial Officer



**Aydin Kilic**  
President & COO



# CORPORATE UPDATE

---



**Frank Holmes**  
Executive Chairman





# Q4 FY 2021 EARNINGS WEBCAST

YouTube

Watch our FULL earnings  
presentation on YouTube!



**SEPT. 24, 2021:**  
HIVE ACHIEVES RECORD REVENUE  
FOR YEAR ENDED MARCH 31, 2021, OF  
\$66.7M AND EARNINGS OF \$43.5M



**HIVE** TSXV: HIVE NASDAQ: HIVE FSE: HBF



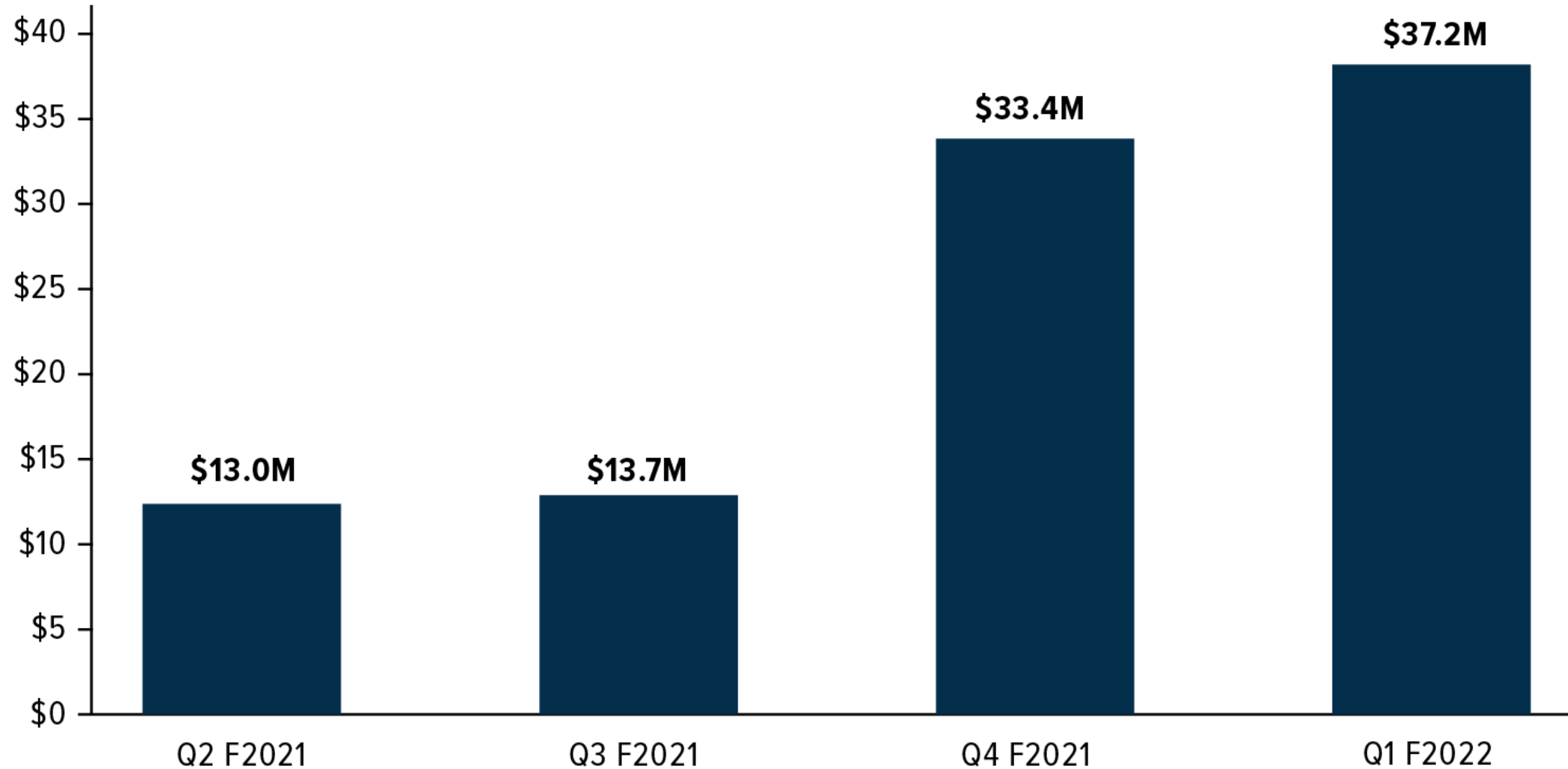


**OCT. 04, 2021**  
**HIVE Achieves Record Quarterly  
Revenue of \$37.2 Million and Earnings  
of \$18.6 Million for Q1 F2022**



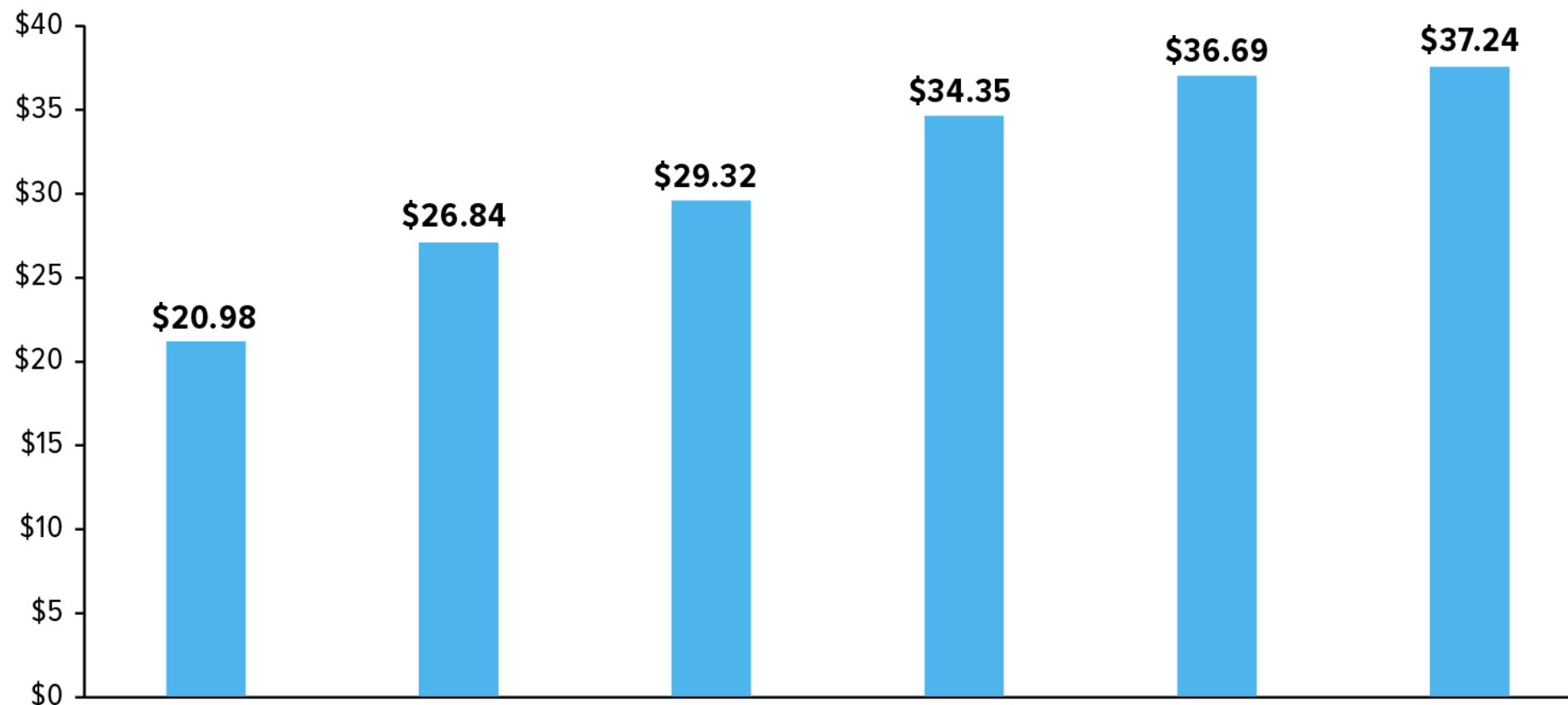
**HIVE** TSXV: HIVE NASDAQ: HIVE FSE: HBF

# REVENUE OVER 4 QUARTERS ENDED JUNE





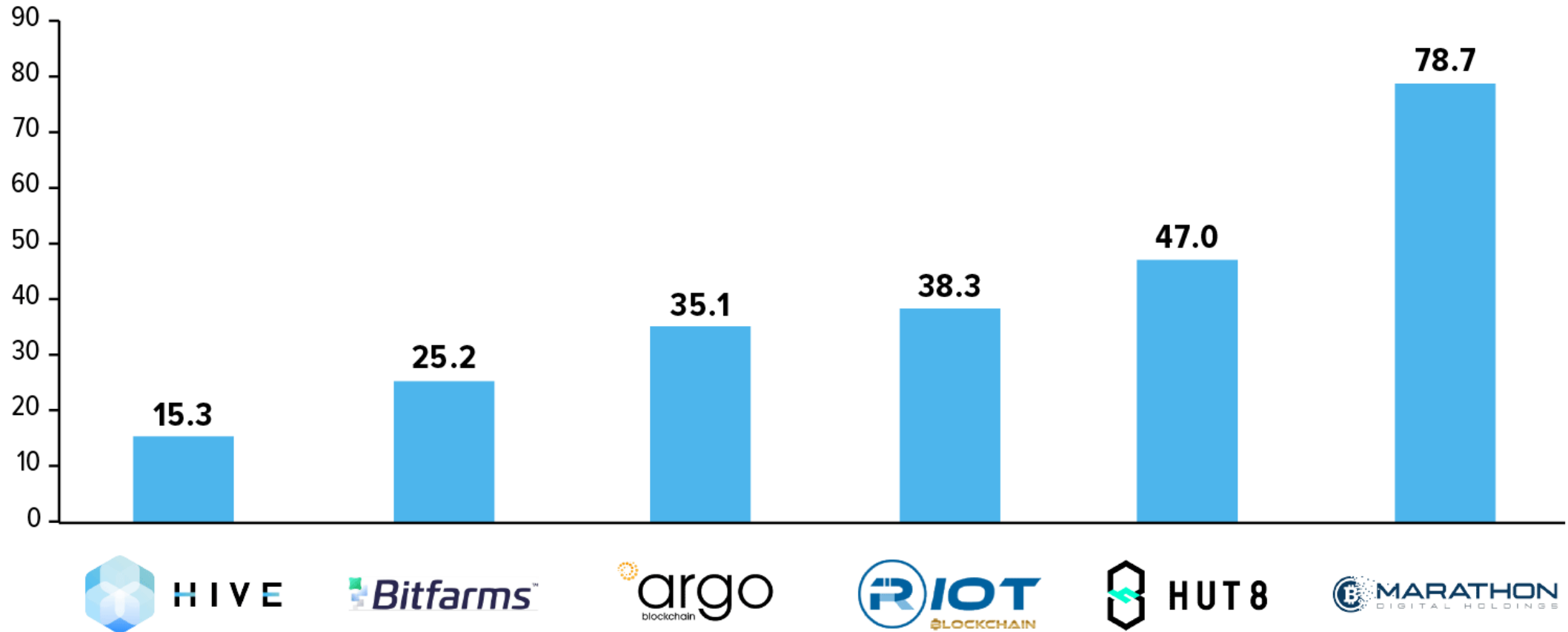
# GROSS INCOME FOR JUNE QUARTER, IN MILLIONS OF USD



**HIVE** TSXV: HIVE NASDAQ: HIVE FSE: HBF

# HIVE LOOKS MOST ATTRACTIVE BASED ON MARKET CAP-TO-REVENUE

• AS OF QUARTER ENDED JUNE 30, 2021



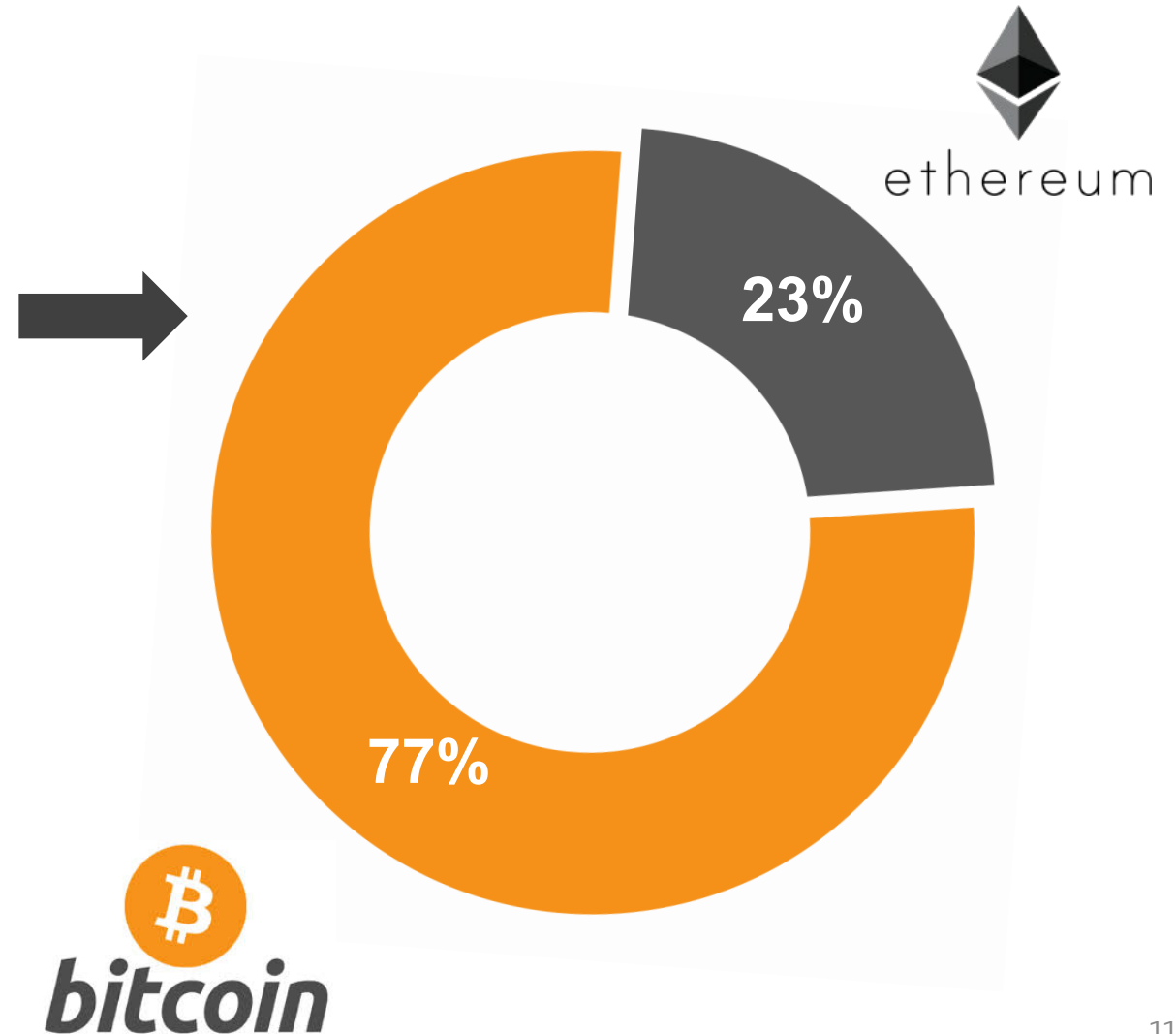
**HIVE** TSXV: HIVE NASDAQ: HIVE FSE: HBF



# HEALTHY BALANCE SHEET

(\$ M, AS OF JUNE 30, 2021)

Cash on hand	\$26.9
Amounts receivable & prepaids	\$8.9
Digital currencies	\$82.2
<b>Total current assets</b>	<b>\$126.6</b>
<hr/>	
Total current liabilities	\$9.6
<hr/>	
Funding operations through sale of coins	<input checked="" type="checkbox"/>
Solid financial position	<input checked="" type="checkbox"/>



# HIVE “ROIC” – UPDATED BASED ON FY2021

## QuickVALUATION



## QuickSCREEN



## QuickPORTFOLIO



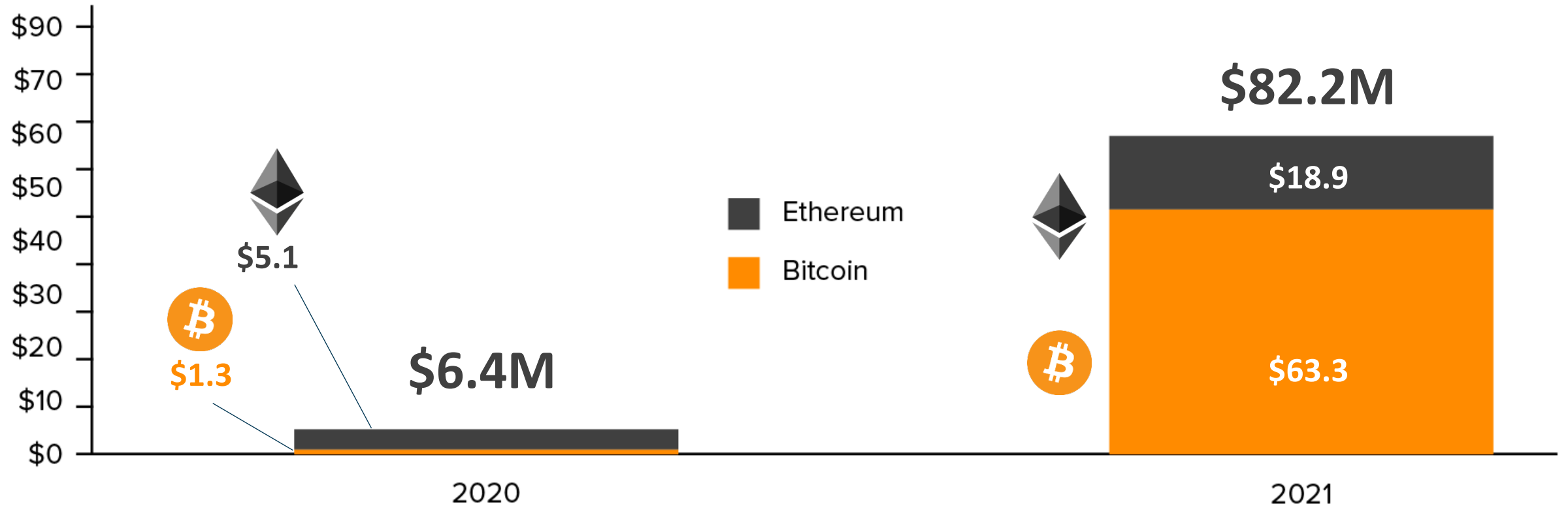
- Default Valuation Improved to **\$5.10 USD**
- Trailing 4 Qtrs Moved Up to **35.6%**
- Annualizing the Last Quarter Up to **63.0%**





# HIVE's HODL: ASSETS BY THE BALANCE SHEET

IN MILLIONS



# HIVE NAMES NEW LEADERSHIP ROLES



**Johanna Thornblad**  
President, Sweden Operations



**HIVE** TSXV: HIVE NASDAQ: HIVE FSE: HBF





# HIVE NAMES NEW LEADERSHIP ROLES

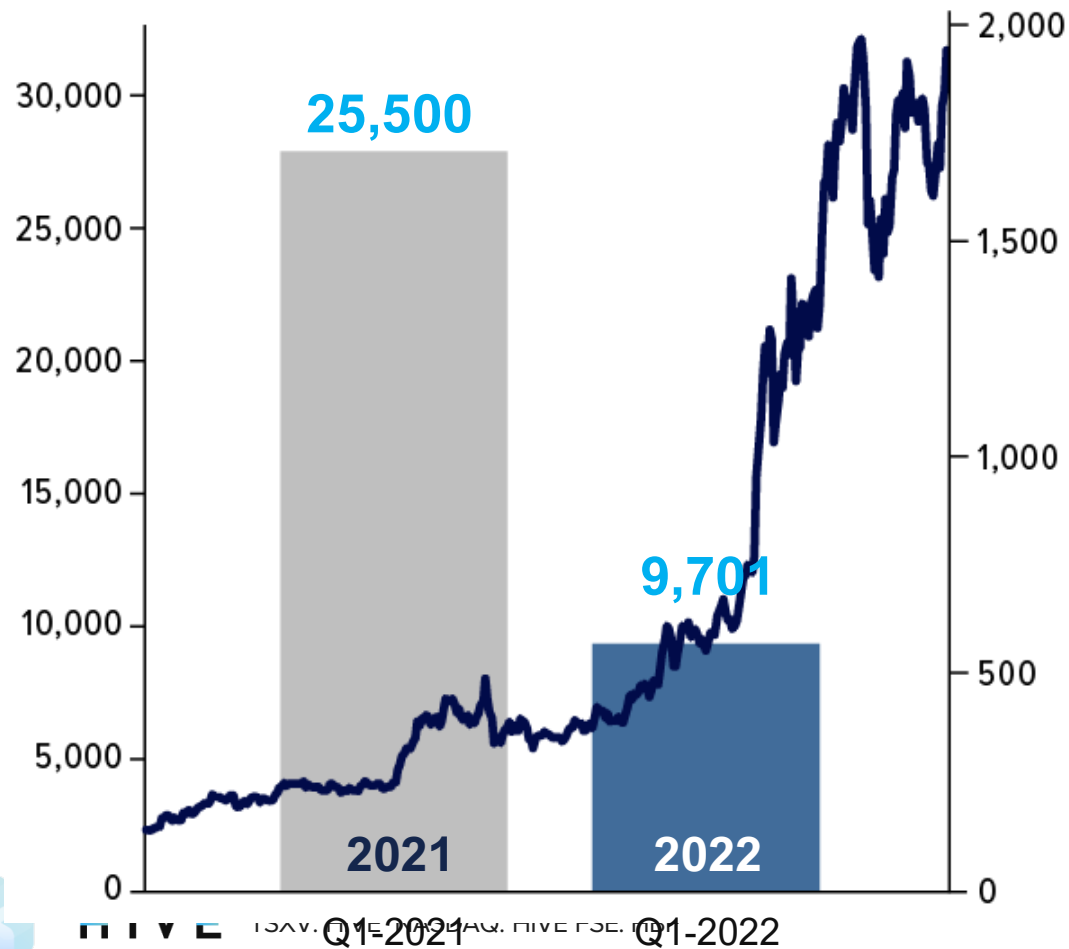


**Aydin Kilic**  
President and  
COO



# DIFFICULTY RATE ROSE DUE TO NEW MINERS

## ETHEREUM MINED



- Ethereum mining decreases during GPU memory upgrade in Iceland and Sweden
- YoY decrease in Ethereum mining due to difficulty rate increase and fewer cards installed
- Rising prices are higher than production decline





# CAPITAL STRUCTURE

## TICKERS

TSX.V: HIVE

NASDAQ: HIVE

German Exchanges: HBF

## ISSUED AND OUTSTANDING BASIC COMMON SHARES

384.8M

## WARRANTS

6.25M

## OPTIONS

14.1M

## RSUs

1.3M



**HIVE** TSXV: HIVE NASDAQ: HIVE FSE: HBF

As of October 1, 2021: shareholder data based on public filings

# MOTLEY FOOL – CONTINUOUS COVERAGE OF HIVE



Andrew Button | September 29, 2021 | More on: [HVBT](#) [BTCC.B](#) [BTCX.B](#) [HIVE](#)

## 3 Top Crypto Stocks and ETFs for Canadians



Image source: Getty Images



**HIVE** TSXV: HIVE NASDAQ: HIVE FSE: HBF



# OPERATIONS UPDATE

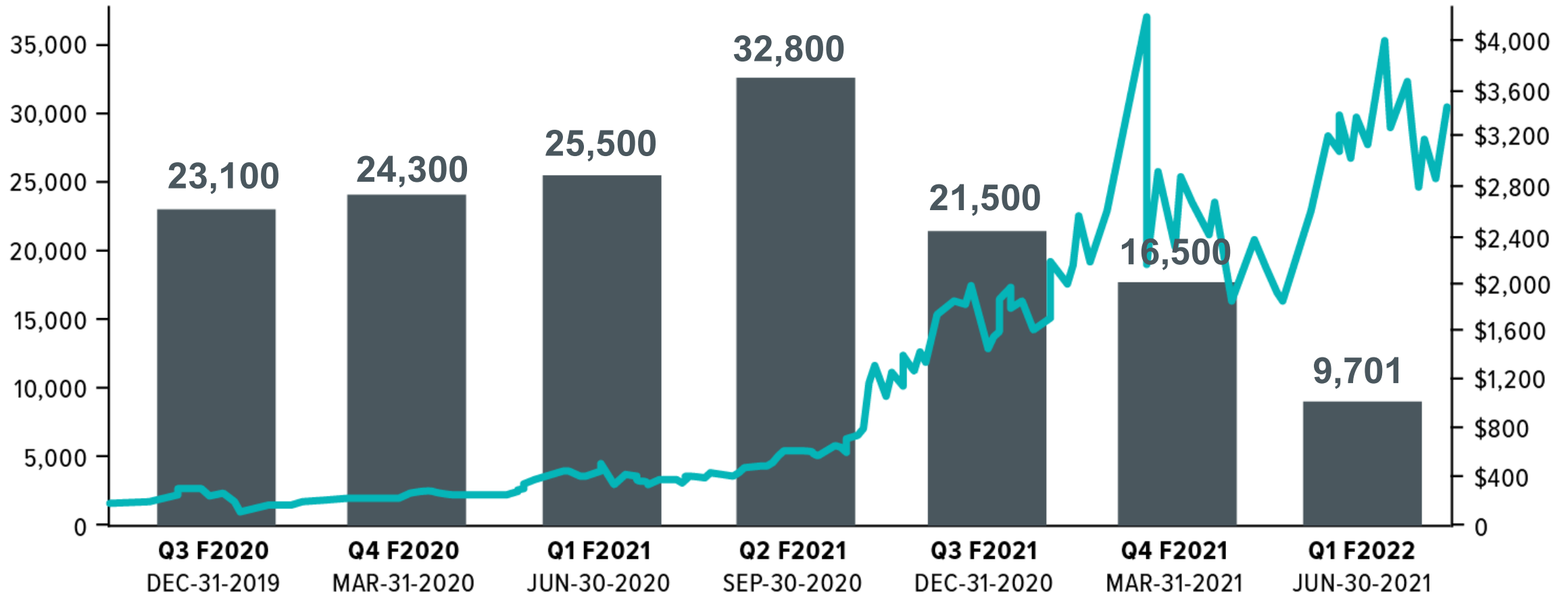
---



**Aydin Kilic**  
President & COO



# ETHEREUM MINED BY HIVE BLOCKCHAIN



**HIVE** TSXV: HIVE NASDAQ: HIVE FSE: HBF



**ANOTHER PERSPECTIVE IF  
YOU CONVERT ETH TO BTC  
HASHING POWER.**

# HYPOTHETICAL SUMMARY OF BTC AND ETH PRODUCTION



## SEPTEMBER 2021

TOTAL BITCOIN MINED	221.3 BTC
TOTAL BITCOIN MINING REVENUE	\$10,190,000 USD

TOTAL ETHEREUM MINED	2572.8 ETH
TOTAL ETHEREUM MINING REVENUE	\$8,600,000 USD

TOTAL REVENUE USD	\$18,790,000
TOTAL ANNUALIZED REVENUE USD	\$225,480,000 USD

TOTAL REVENUE CAD	\$23,680,000 CAD
TOTAL ANNUALIZED REVENUE CAD	\$284,100,000 CAD

<b>TOTAL BITCOIN EQUIVALENT MINED</b>	<b>407.67 BTC EQ</b>
<b>AVERAGE BITCOIN EQ MINED DAILY</b>	<b>13.59</b>





# HIVE SURPASSES ITS BITCOIN MINING CAPACITY GOAL

HIVE achieves its updated August 2021 ASIC bitcoin mining capacity goal of **1,000 PH/s**.

Future fiscal 2022 industry ETH equivalents capacity now **3,000 PH/s**.

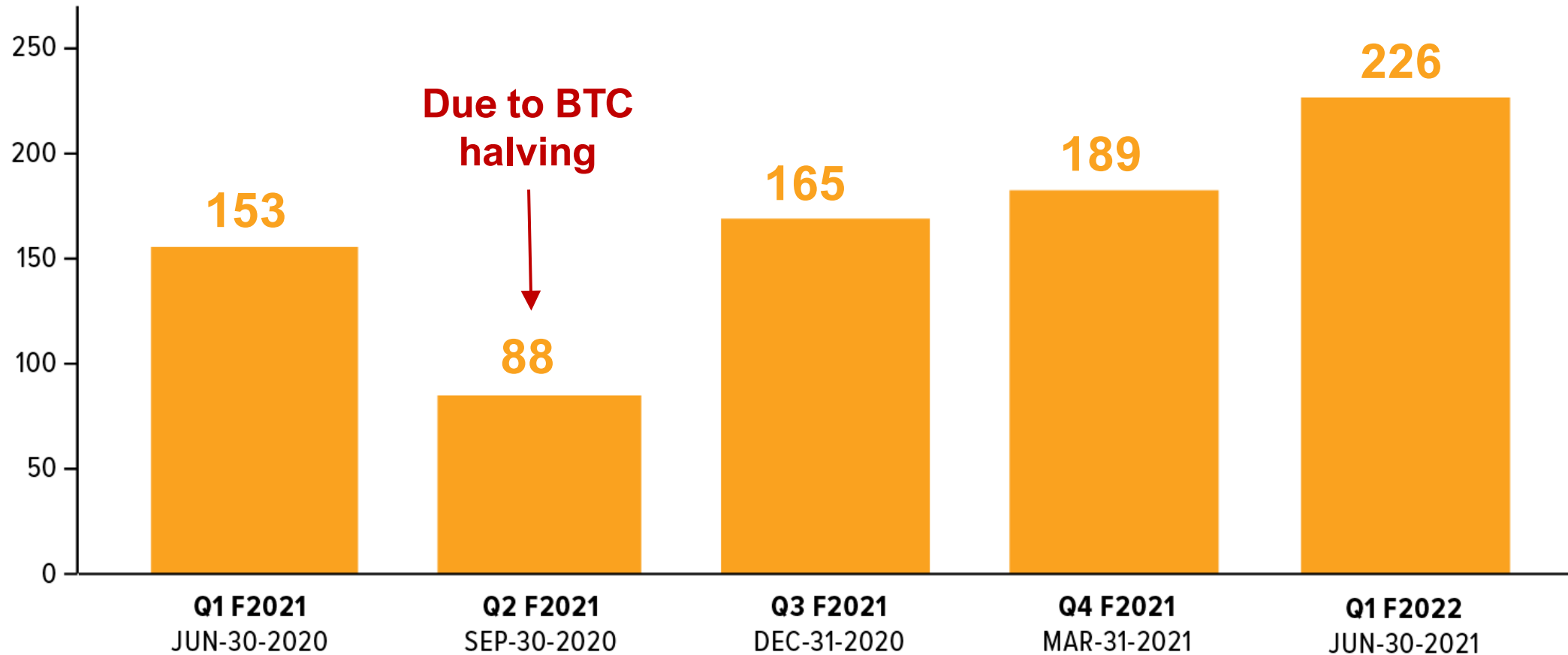
Announced purchase of **5,800** next generation bitcoin miners in last 45 days.



**HIVE BLOCKCHAIN ACHIEVES**  
**1 EXAHASH**  
**IN BITCOIN MINING**



# BITCOIN MINED BY HIVE BLOCKCHAIN



# FINANCIAL REVIEW

---



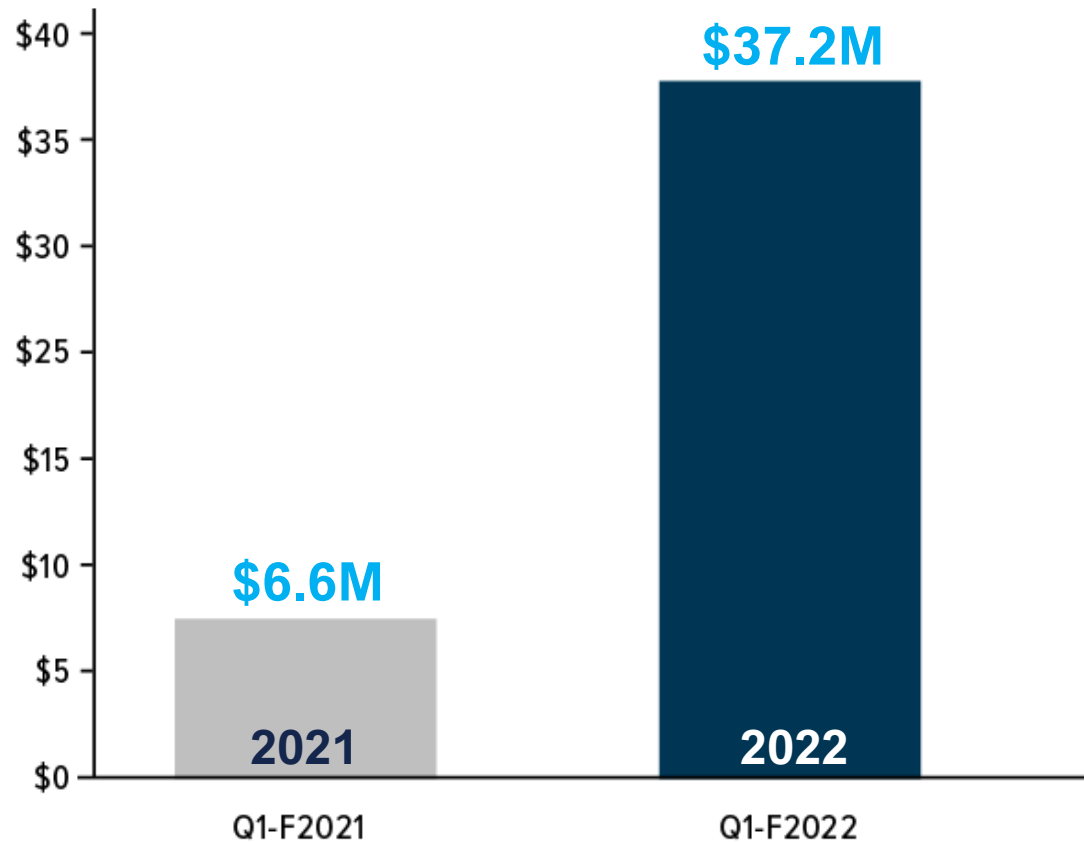
**Darcy Daubaras, CPA, CA**  
Chief Financial Officer



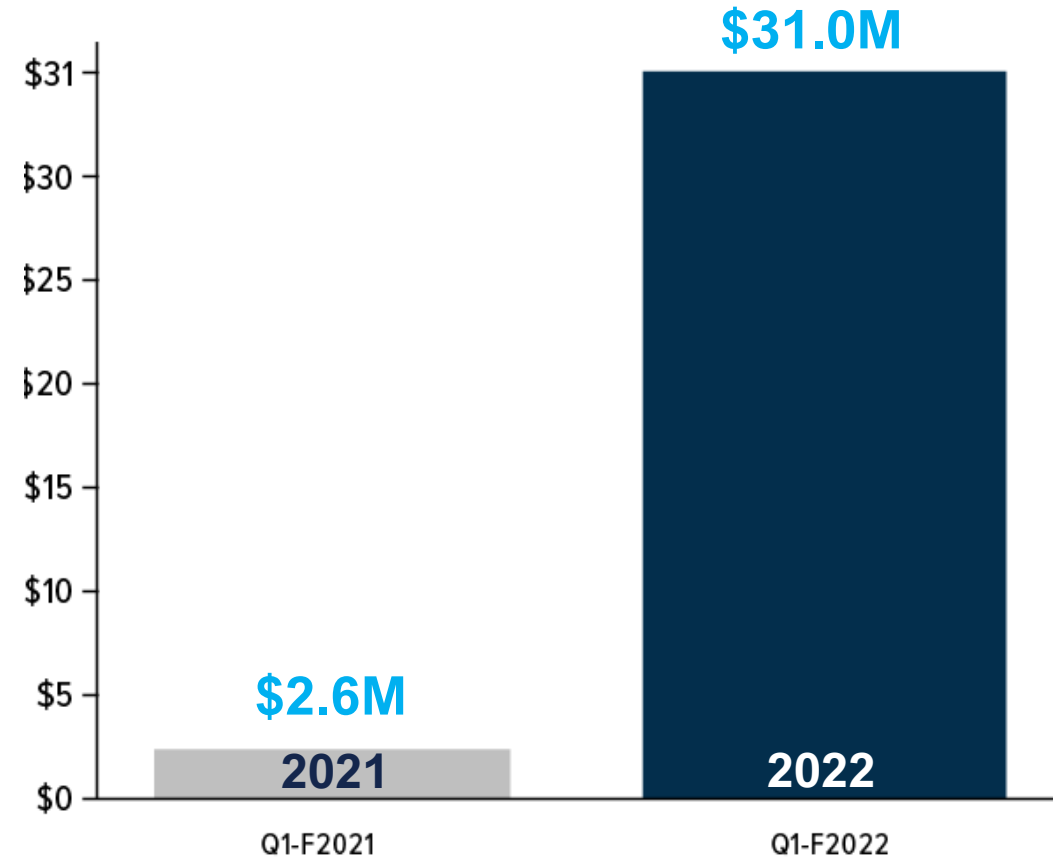


# MINING REVENUE INCREASES DUE TO HIGHER PRICES – YoY 1<sup>ST</sup> QUARTER

REVENUE FROM DIGITAL CURRENCY MINING, (\$M)

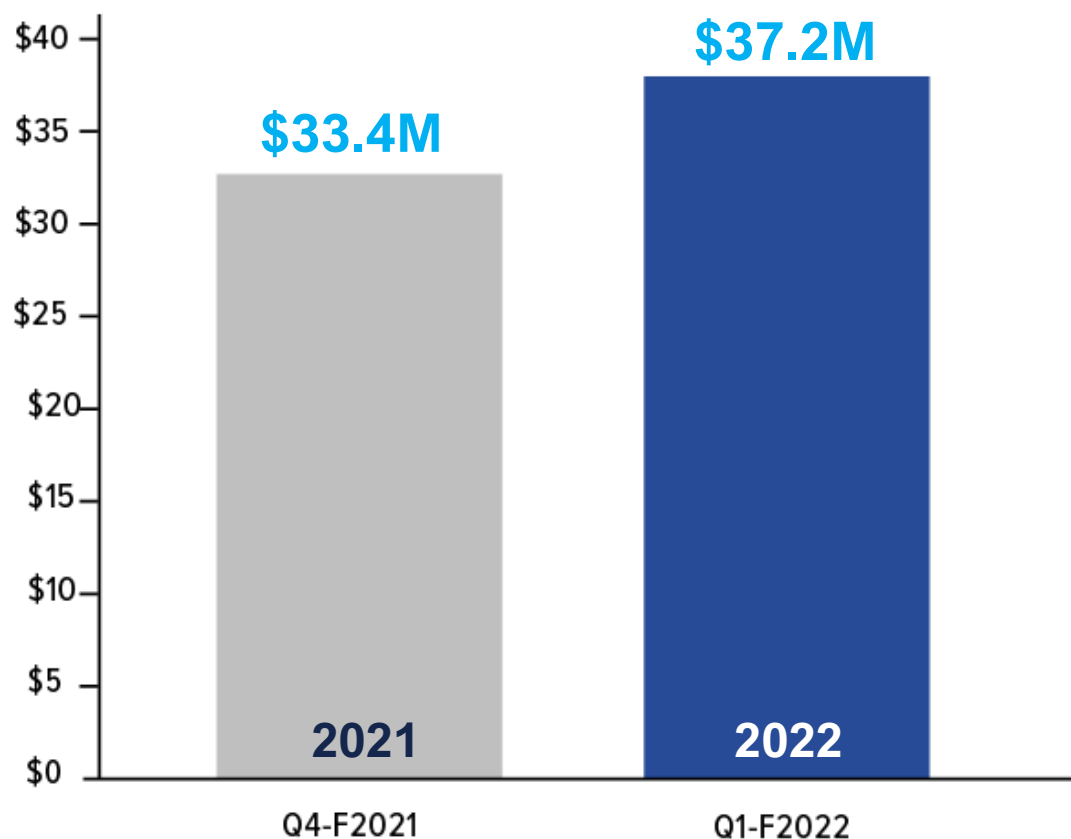


GROSS MINING MARGIN, (\$M)

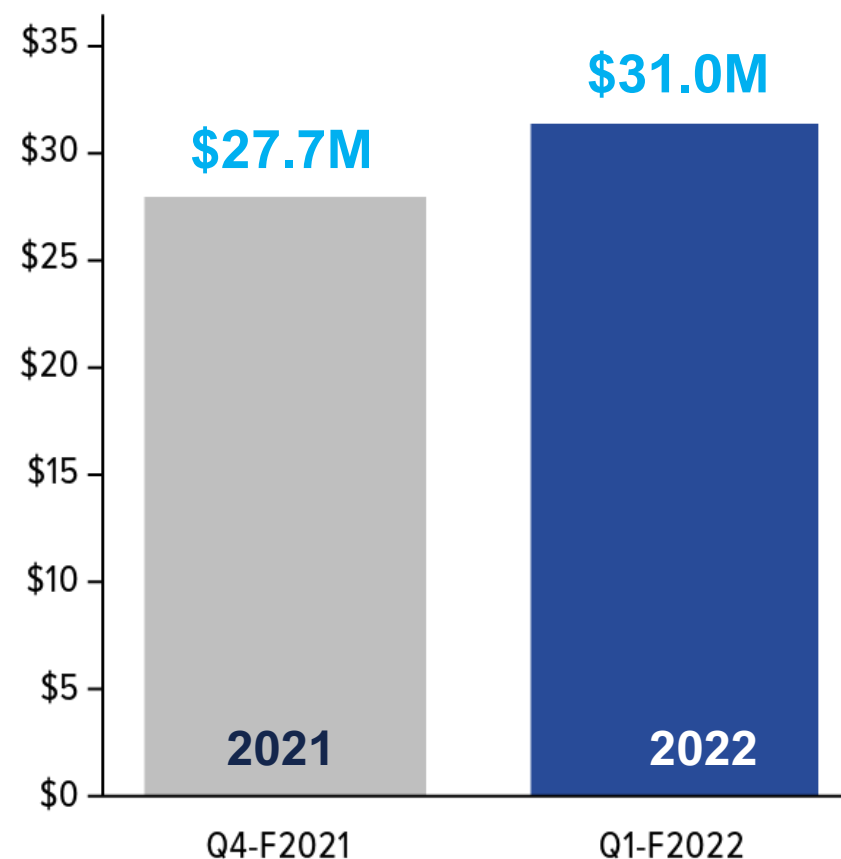


# MINING REVENUE INCREASES – QoQ (Q4 2021-Q1 2022)

REVENUE FROM DIGITAL CURRENCY MINING, (\$M)

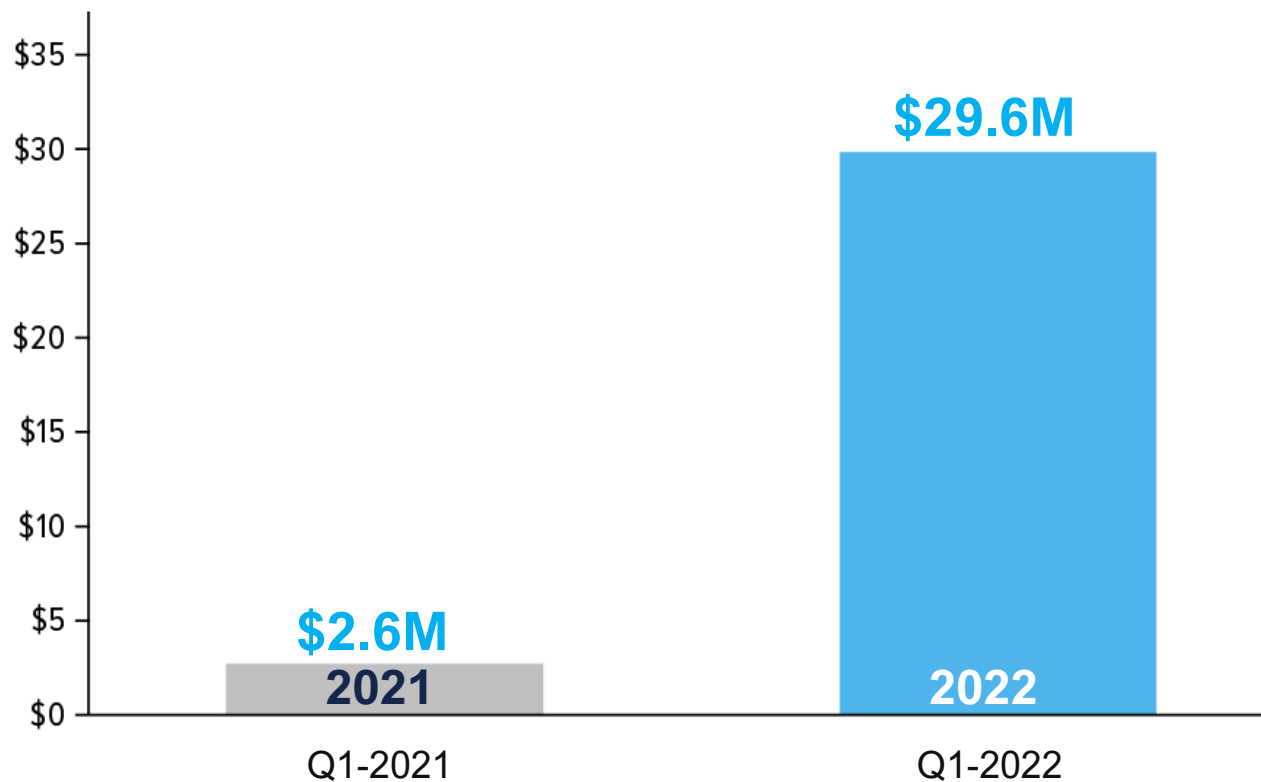


GROSS MINING MARGIN, (\$M)

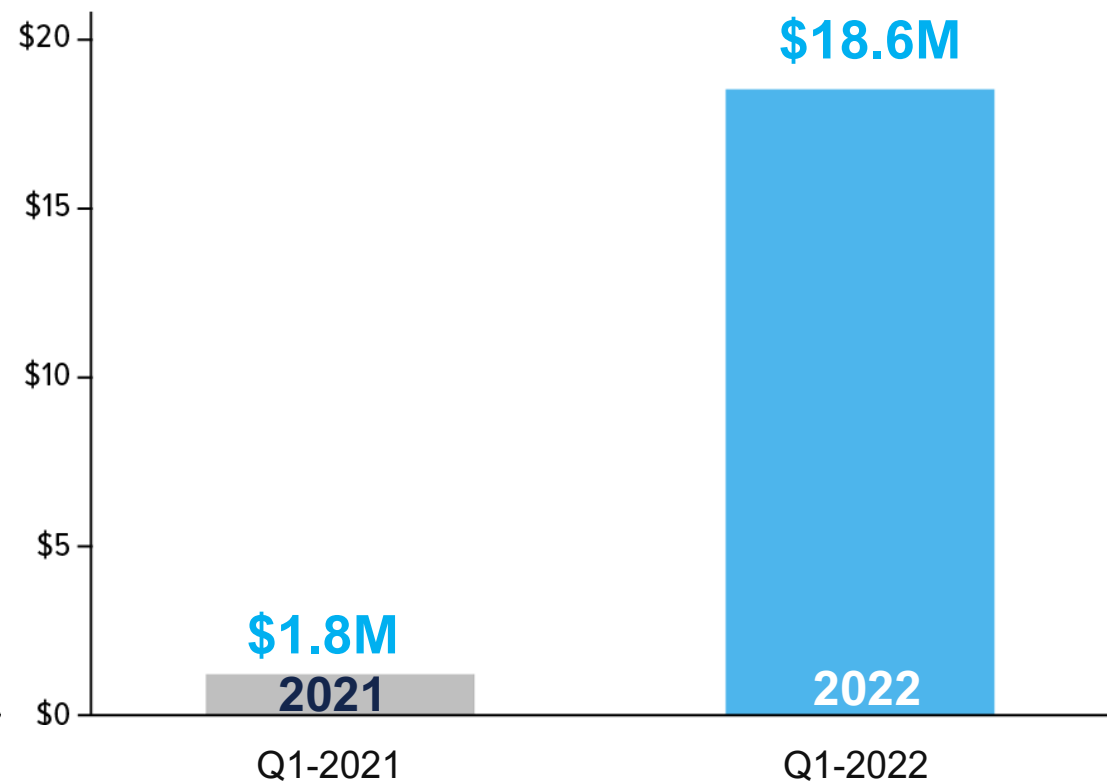


# MINING MARGINS DRIVE GROWTH – YoY, Q1 (Q1 2021-Q1 2022)

ADJUSTED EBITDA (\$M)



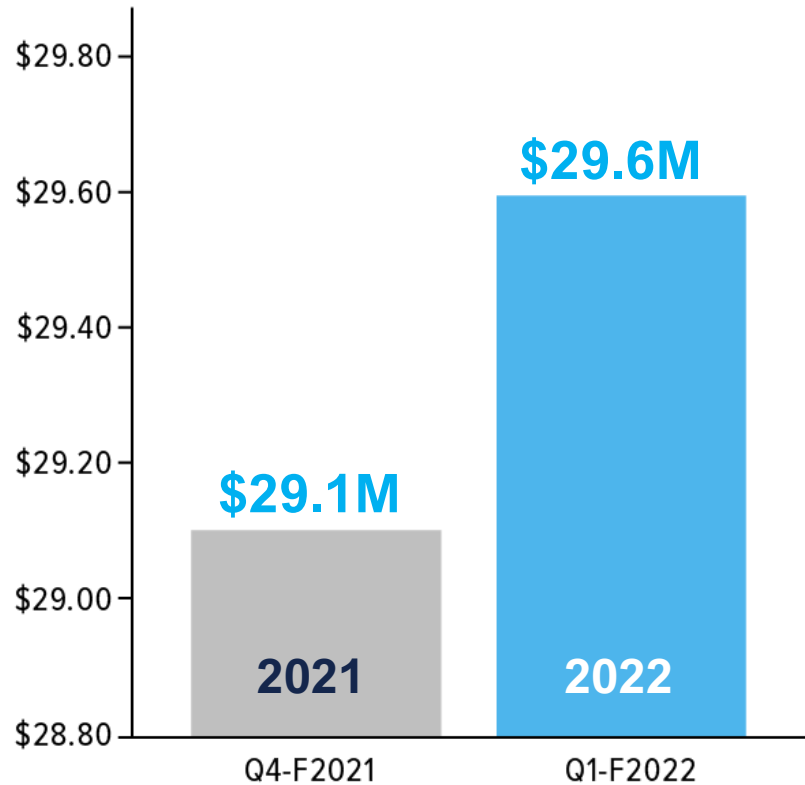
NET INCOME (\$M)



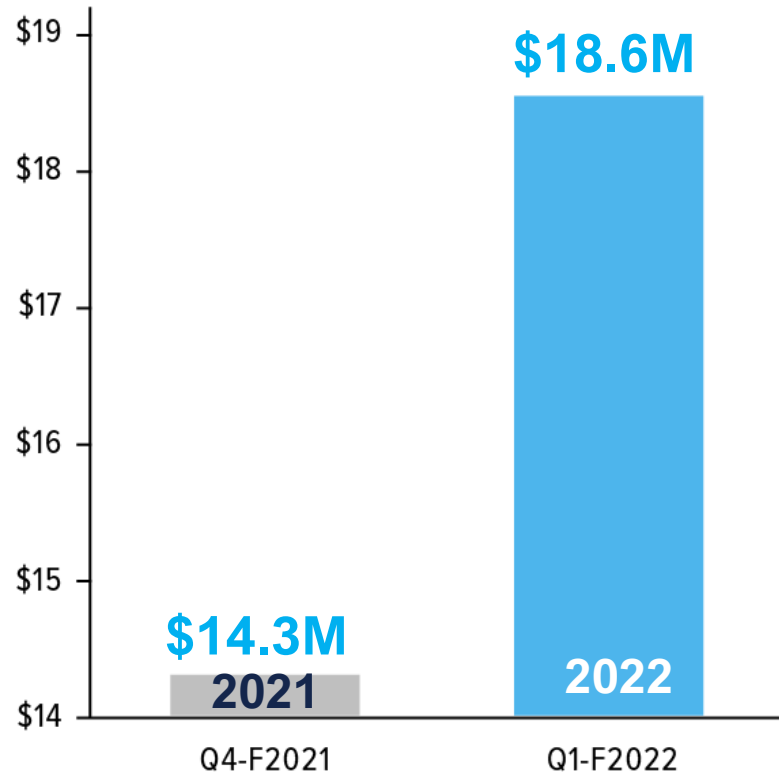


# ETHEREUM MARGINS DRIVE GROWTH - QoQ (Q4 2021-Q1 2022)

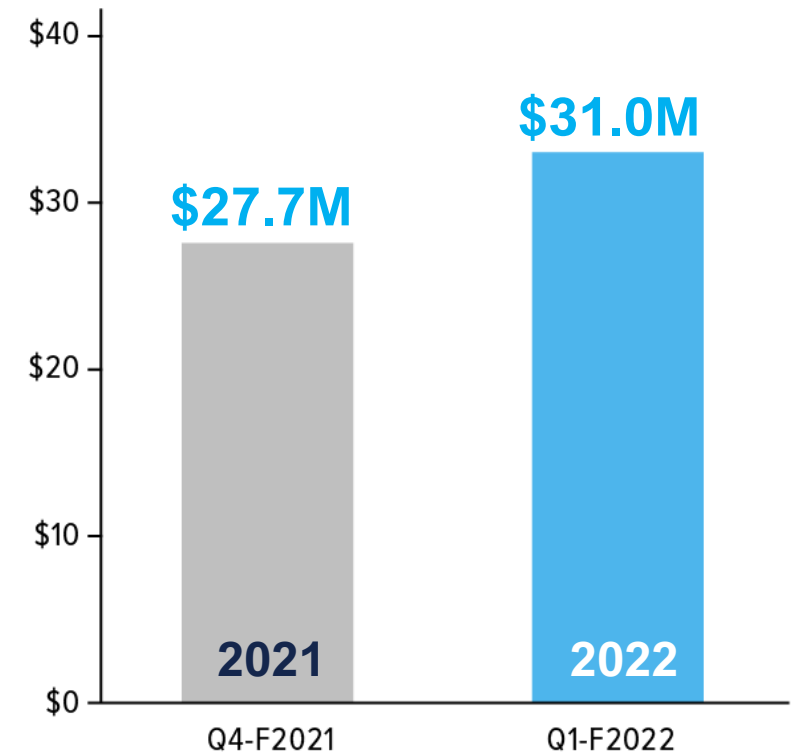
ADJUSTED EBITDA (\$ M)



NET INCOME (\$ M)

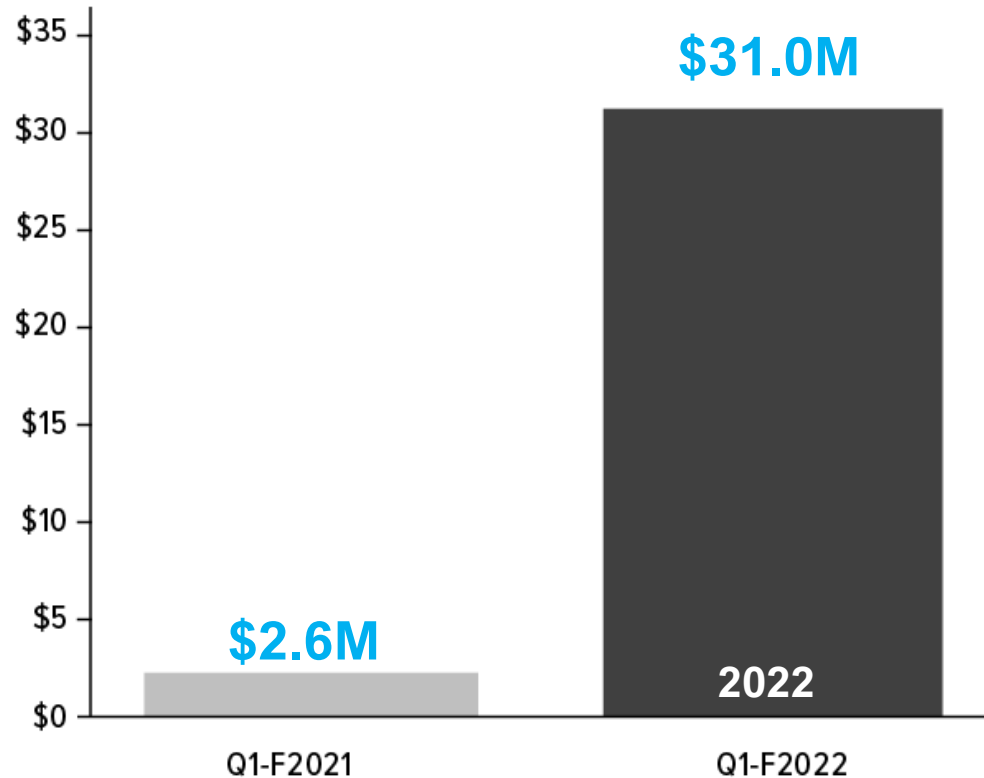


GROSS PROFIT MARGIN (\$ M)



# STRONG PROFIT AND EARNINGS PER SHARE

## GROSS MINING MARGIN (\$ M)



### Income per share:

**\$0.05** for 3 months ended June 30, 2021

### *Prior Year*

**\$0.00** for 3 months ended June 30, 2020



# THANK YOU

